

## THANK YOU

Thank you for choosing a Linum® cable. We hope it will exceed your expectations and revolutionise your audio experience. To ensure best possible user experience, please do read this manual carefully and follow the instructions to your best.

## CONTACT

Linum is a brand of estron a/s. Contact us at [info@linum.dk](mailto:info@linum.dk), [facebook.com/linumdk](https://facebook.com/linumdk) and [twitter.com/linumdk](https://twitter.com/linumdk)

**linum® | estron**

estron a/s · Industrivej 5 · DK-8653 Them · Denmark  
Phone: +45 86 84 88 77 · [info@linum.dk](mailto:info@linum.dk) · [www.linum.dk](http://www.linum.dk)

## FITTING

### HOW TO CONNECT YOUR CABLE

For the best audio experience, the cable plugs must be fitted correctly into your ear pieces – red for right. Your Linum cable is colour coded on the plug.

Press on the plug. NEVER press on the cable. If recessed, press the plug in place using a soft tool or your nail.

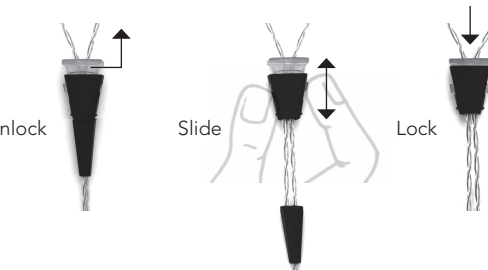
2-Pin: The red dot MUST align with the red marking on your ear piece and the blue dot MUST align with the blue marking. Make sure the coloured dot side of the plug is upwards.

MMCX: Due to the high variation of MMCX connectors in the market, estron cannot guarantee a perfect fit to all MMCX earphones.

## FITTING

### HOW TO USE THE CABLE CINCH (SuperBaX™)

Pull the transparent part of the cinch to unlock the slider. When unlocked, place one finger on each side of the cinch and slide it in place. Push the transparent part of the cinch back in place to lock the slider.



## FITTING

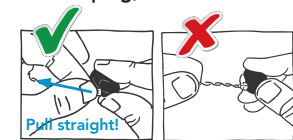
### HOW TO DISCONNECT



#### T2™, 2PIN AND MMCX

To disconnect your Linum cable from your ear piece, pull the plug straight to avoid damage to the sockets.


**Pull the plug, not the cable!**



For further guidance please see [www.linum.dk/tv](http://www.linum.dk/tv)

#### T2™ Special (recessed)

When unable to pull the plug, pull the cable gently. To avoid damaging your cable, wire it around a finger and apply a **straight steady pull**.



[www.linum.dk](http://www.linum.dk)

V. 180704 A

**AVOID TANGLING**

When not in use, we recommend pulling the cable cinch almost all the way up to bring the ear pieces together. Wrap the cable with a small winder and store it in a case with small pockets to keep the cable in place.

Check [www.linum.dk](http://www.linum.dk) for our cable accessories.

**TangleLess™ feature applies to Music and BaX™ versions**

Return your cable to its TangleLess form holding the cable high by the ear piece sockets. Then lower the cable onto a flat surface. You will see that the cable automatically coils back into its preformed shape. Watch our video on [www.linum.dk/tv](http://www.linum.dk/tv)

Caution: Excessive heat may influence the TangleLess effect.

**CLEANING**

Clean using damp cotton cloth only. Do not use solvents or cleaning agents. Be aware that liquid submersion voids the warranty. Made from natural materials, some patina is to be expected over time.

**TEMPERATURE**

Keep your Linum cable dry and out of extreme temperatures. Never leave in direct sunlight throughout longer periods of time.

**STORAGE**

Store your cables with your earpieces in a clean, dust free environment, e.g. a Linum organiser, available on [www.linum.dk](http://www.linum.dk)

**AVOID BENDING**

Avoid frequent and sharp bends that may deform your Linum cable and cause the cable to lose its outstanding acoustic clarity.

**WARNING**

Choking hazard. Keep out of reach of children, this product contains small parts. Use with adult supervision.

**CAUTION**

The Linum cable is very strong and thin. When disconnecting, do not pull the cable with extreme force, this can damage your fingers.

**WARRANTY**

estron provides a limited warranty for this Linum cable against defects in materials and workmanship under normal use for a period of one (1) year from the date of original retail purchase. If during the warranty period a defect arises due to defects in design, materials or fabrication, the product must be returned to the place of purchase with proof of purchase and a description of the problem. estron will at its option and to the extent permitted by law (i) repair the cable at no charge, (ii) replace the cable (new or refurbished) at no charge or (iii) refund the original purchase price. This warranty does not apply to any defects attributable to damage beyond reasonable control of estron, including damage caused by abuse, accident, modifications, misuse, misapplication or other causes that are not defects in materials and workmanship.

**LIMITATION OF LIABILITY**

estron disclaims any and all implied warranties, warranties of merchantability and fitness for a particular purpose to the maximum extent permissible by law. estron shall not be liable for any special, incidental, indirect or consequential damages, including loss of data or loss of opportunity, caused by the use, misuse, or inability to use this product. This warranty gives you specific legal rights, and you may also have other mandatory rights which vary from country to country.

The above refers to our Terms and conditions available in full length on [linum.dk](http://linum.dk)

**linum**<sup>®</sup>  
earphone cables

User manual

